

K SERIES (TWIN IMPELLER)

**McQUINN
PUMPS**

The K Series heavy duty twin impeller, centrifugal irrigation and water transfer pumps are ideal for pumping clear water and other non-aggressive liquids. The K Series range is suitable for several applications including domestic, civil, industrial and agricultural.

PUMP FEATURES:

Long life

- Pump body and motor constructed from anti-corrosive materials to provide the longest life possible
- Rotor mounted on oversized greased sealer for extending life of ball-bearings

OPERATING CONDITIONS:

System pressure

6 bar (600 kPa) for K35/40, K35/100 and K40/100

8 bar (800 kPa) for K45/50 and K55/50

10 bar (1000 kPa) for K55/100, K66/100, K90/100 and K28/500


Liquid temperature

-10°C to 50°C for K35/40, K45/50, K35/100, K40/100 and K55/100

-15°C to 110°C for K55/50, K66/100, K90/100 and K28/500

Maximum ambient temperature

40°C



CONSTRUCTION:

Materials

- Cast iron pump body and motor support
- Carbon / ceramic mechanical seal mounted on stainless steel motor shaft
- Technopolymer or cast iron impeller
- Stainless steel driving shaft

Voltage

3 x 230-415 V, 50 Hz up to and including 4 kW 415 V D 50 Hz over 4 kW

Protection level

IP44

Insulation class

F

TECHNICAL DATA:

Pump Model	P2 (kW)	1 ph In (A)	Connection		Weight (kg)	Dimensions (mm)										
			Inlet	Outlet		A	B	C	D	E	F	G	ØI	H	H1	H2
K35/40	0.75	5.5	1" F	1" F	15.9	363	180	76	148	72	15	148	9.5	235	100	135
K45/50	1.10	8.3	1 1/4" F	1" F	23.3	370	210	75	144	69	15	165	11.5	268	118	150
K55/50	1.85	12.8	1 1/4" F	1" F	27.2	370	210	75	144	69	15	165	11.5	268	118	150
K35/100	1.10	7.1	1 1/2" F	1" F	22.0	387	205	88	-	179	20	145	11	233	108	-
K40/100	1.85	9.0	1 1/2" F	1" F	18.0	461	205	88	-	179	20	145	11	233	108	-
K 55/100	2.20	11.5-6.7	1 1/2" F	1" F	38.1	450	256	88	160	72	18	200	14	312.5	140	172.5
K 66/100	3.00	14.6-8.4	1 1/2" F	1" F	40.7	450	256	88	160	72	18	200	14	312.5	140	172.5
K 90/100	4.00	16.5-9.5	1 1/2" F	1" F	44.0	450	256	88	160	72	18	200	14	312.5	140	172.5
K 28/500	4.50	14.7-8.5	2 1/2" F	2" F	40.6	440	240	62	-	100	-	155	14	312	132	-

For Sales and Service | 0800 McQUINN 0800 627 846 | www.mcquinnpumps.co.nz

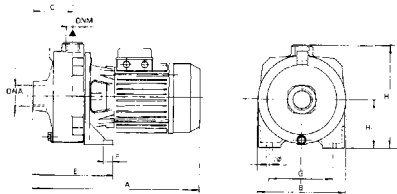
**McQUINN
PUMPS**

K SERIES (TWIN IMPELLER)

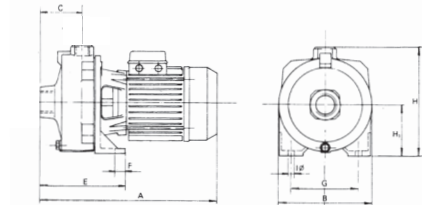


DIMENSIONS:

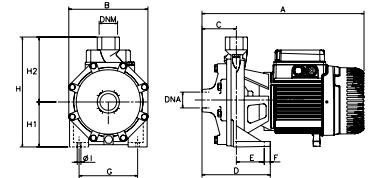
K 35/100 - 40/100



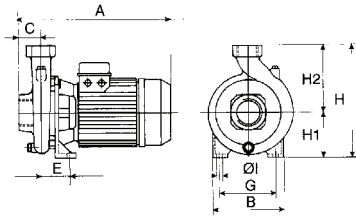
K 55/100



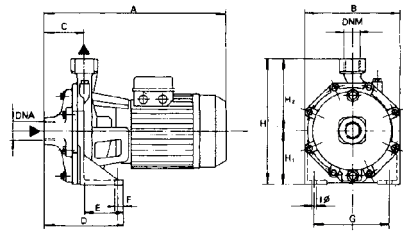
K35/40



K 28/500



K45/50 - 55/50 - 66/100 - 90/100



PERFORMANCE GRAPH:

